

# INTERFACE CONNECTORS

## FCN-770 SERIES

### ■ FEATURES

- The 1.27 mm pitch flat cable is applicable for mass-termination.
- The 770 series connectors mate with MIL standard D-Sub type connectors.
- Fujitsu-developed highly reliable U-contacts are used.
- Various types of metal fittings and covers are provided.
- UL-recognized (94V-0) insulation material is used.

### ■ SPECIFICATIONS

Item	Specification
Operating temperature range	-55°C to +105°C
Current rating	DC 1 A
Voltage rating	AC 250 V
Contact resistance	20 mΩ max. (DC 6 V, 0.1 A)
Insulation resistance	1,000 MΩ min. (DC 500 V)
Dielectric withstanding voltage	AC 500 V for 1 minute
Insertion force	10 kg max. (for 25 contacts)
Withdrawal force	0.75 kg min.
Applicable flat cable	1.27 mm pitch, AWG #28 (stranded wire)
	AWG #30 (solid wire)



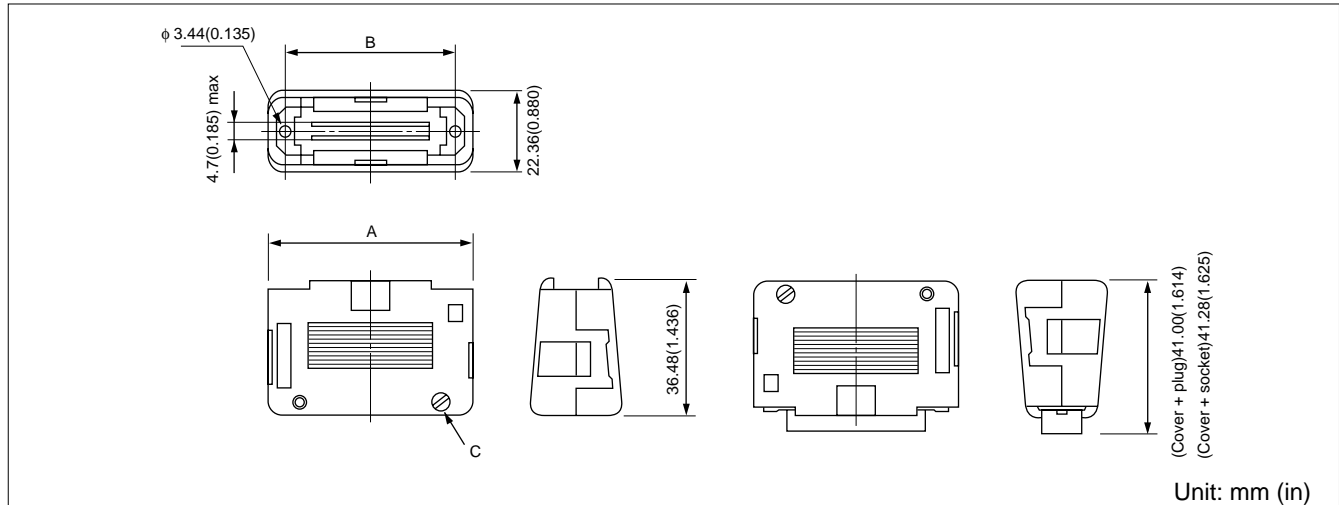
### ■ MATERIALS

Item	Material	
Insulator	Polyester (UL94V-0)	
Conductor	Copper alloy	
Plating	Contacts	Gold plating
	Terminals	Palladium plating

# FCN-770 Series

## COVER (FOR FLAT CABLE)

### ■ DIMENSIONS

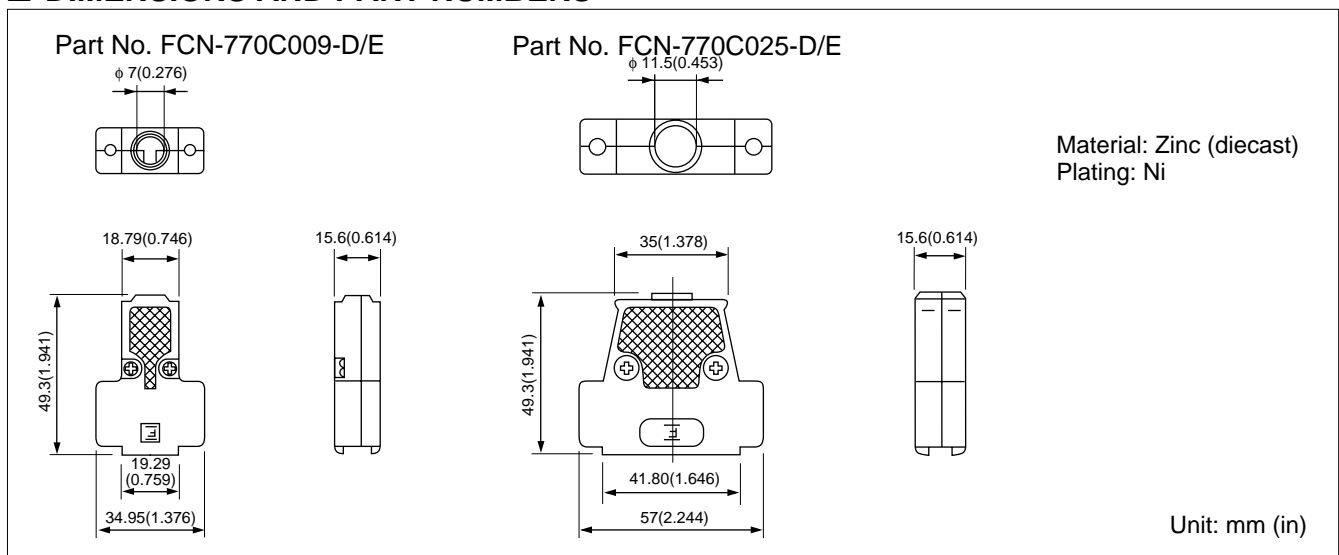


### ■ PART NUMBERS AND DIMENSIONS

	Number of contacts	Part Number	Dimensions: mm (in)		Screw	Material
			A	B		
Metal type	9	FCN-770C009-C/E	33.40 (1.315)	24.99 (0.984)	Round-head machine screw M2.6(0.102) × 12(0.472) M2.6(0.102) nut Each two are attached.	GF polycarbonate resin (Plating: Cu+Ni)
	15	FCN-770C015-C/E	41.73 (1.643)	33.32 (1.312)		
	25	FCN-770C025-C/E	55.45 (2.183)	47.02 (1.851)		
	37	FCN-770C037-C/E	71.91 (2.831)	63.50 (2.50)		

## COVER (FOR I/O CABLE)

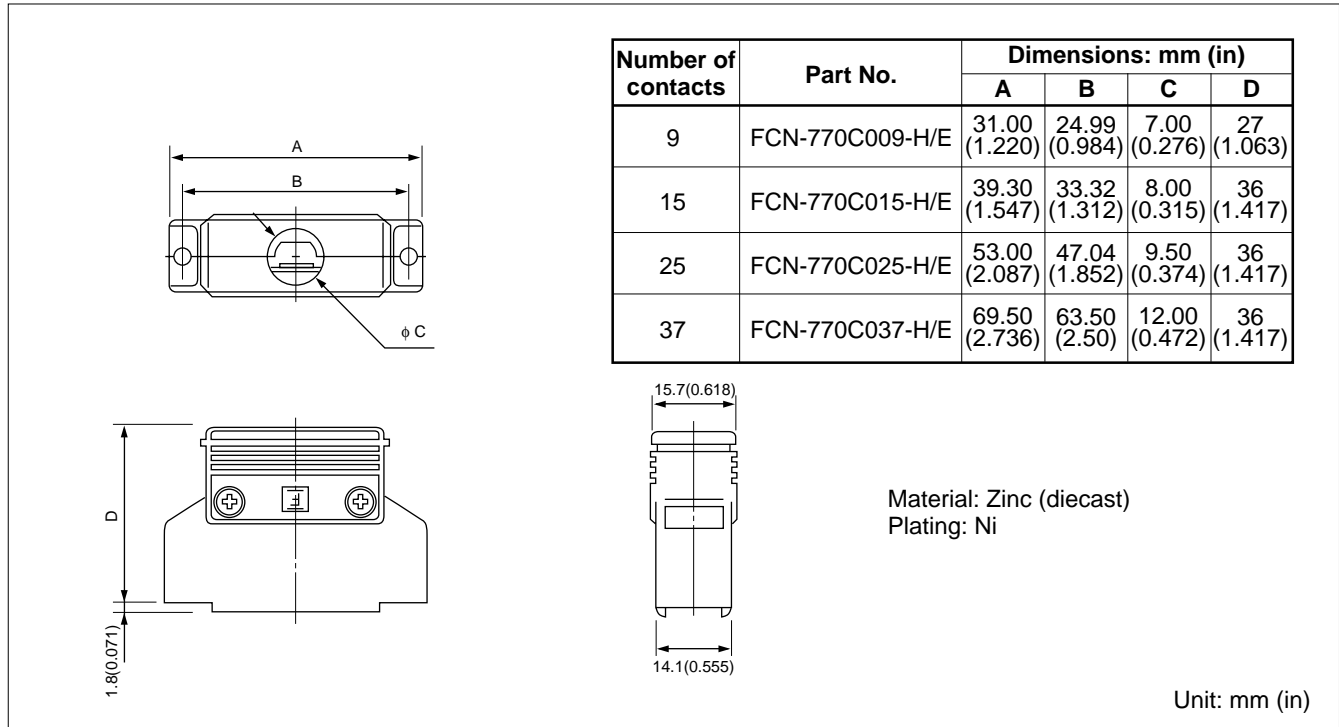
### ■ DIMENSIONS AND PART NUMBERS



# FCN-770 Series

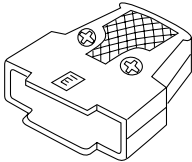
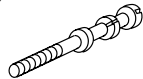
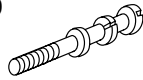
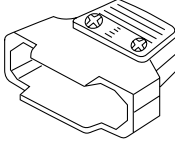
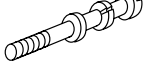
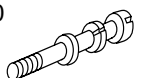
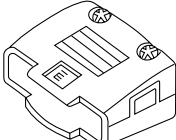
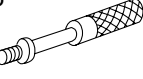
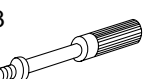
## COVER (LOW PROFILE TYPE FOR I/O CABLE)

### ■ DIMENSIONS AND PART NUMBERS



### ■ PART NUMBER FOR COVER WITH ACCESSORY

Part numbers for the following cover can be specified including the metal fitting.

Type and Part No. (for cover only)	9 contacts	15 contacts	25 contacts	37 contacts	Type and Part No. (for accessory only)	Part No. for cover with accessory
 Part No. FCN-770C0xx-D/E	○		○		FCN-770A17 # 4-40 → 	FCN-770C0xx-D/E-17
					FCN-770A69 M2.6 → 	FCN-770C0xx-D/E-69
 Part No. FCN-770C0xx-H/E	○	○	○	○	FCN-770A18 # 4-40 → 	FCN-770C0xx-H/E-18
					FCN-770A70 M2.6 → 	FCN-770C0xx-H/E-70
 Part No. FCN-770C0xx-C/E	○	○	○	○	FCN-770A15 # 4-40 → 	FCN-770C0xx-C/E-15
					FCN-770A53 M2.6 → 	FCN-770C0xx-C/E-53

## ACCESSORY

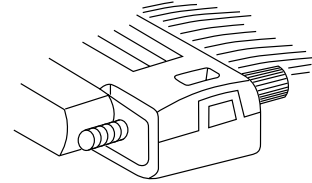
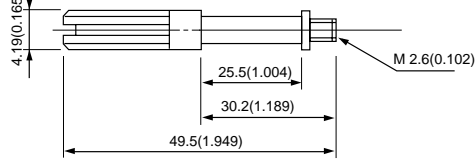
### ■ DIMENSIONS AND PART NUMBERS

[Locking screw with knurled edge]

M2.6 type

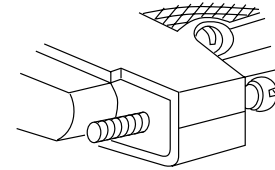
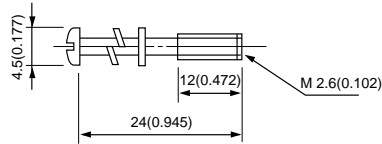
FCN-770A53

(Can be mounted on  
FCN-770C0xx-C/E holder)



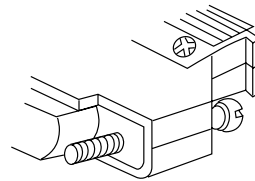
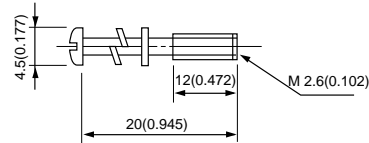
FCN-770A69

(Can be mounted on  
FCN-770C0xx-D/E holder)



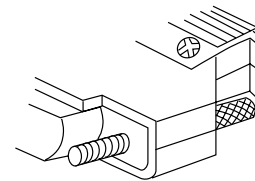
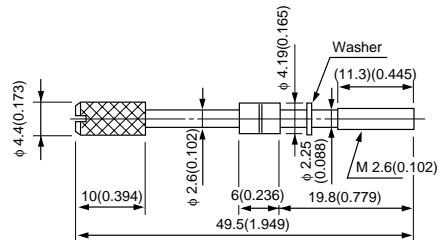
FCN-770A70

(Can be mounted on  
FCN-770C0xx-H/E holder)



FCN-770A77

(Can be mounted on  
FCN-770C0xx-H/E holder)



Unit: mm (in)

# FCN-770 Series

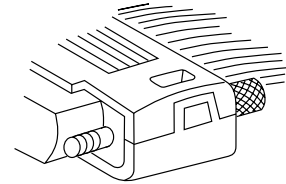
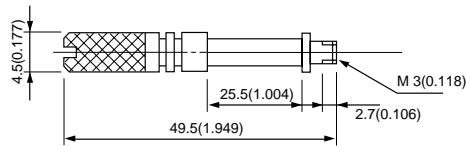
## ACCESSORY

### ■ DIMENSIONS AND PART NUMBERS

[Locking screw with knurled edge]


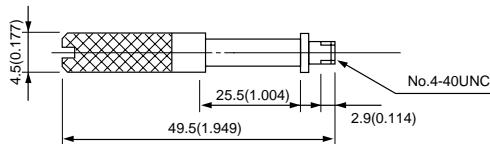
M3 type

FCN-770A67  
(Can be mounted on  
FCN-770C0xx-C/E holder)

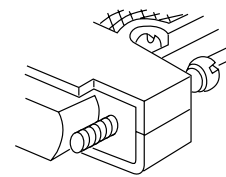
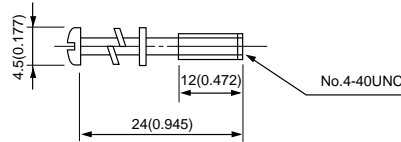


No.4-40UNC type

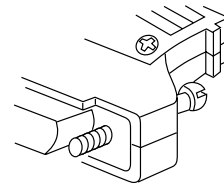
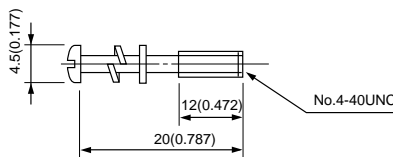
FCN-770A15  
(Can be mounted on  
FCN-770C0xx-C/E holder)



FCN-770A17  
(Can be mounted on  
FCN-770C0xx-D/E holder)



FCN-770A18  
(Can be mounted on  
FCN-770C0xx-H/E holder)



Unit: mm (in)

# FCN-770 Series

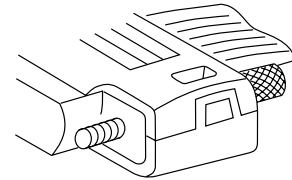
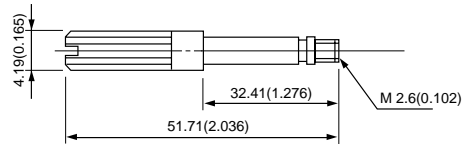
## ACCESSORY

### ■ DIMENSIONS AND PART NUMBERS

[Locking screw with smooth edge]

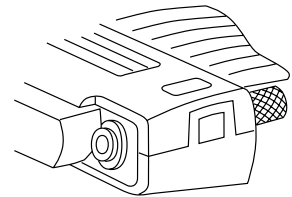
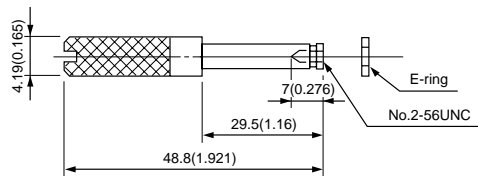
M2.6 type

FCN-770A62  
(Can be mounted on  
FCN-770C0xx-C/E holder)



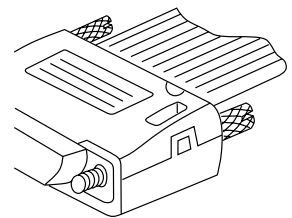
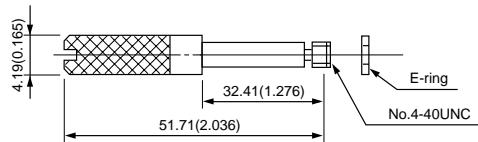
No.2-56UNC type

FCN-770A03  
(Can be mounted on  
FCN-770C0xx-C/E holder)



No.4-40UNC type

FCN-770A04  
(Can be mounted on  
FCN-770C0xx-C/E holder)



Unit: mm (in)